



UN200-12D (12V200Ah/10hr)

The rechargeable batteries are lead-lead dioxide systems. The dilute sulfuric acid electrolyte is absorbed by separators and thus immobilized.



Should the battery be accidentally overcharged producing hydrogen and oxygen, Special one-way valves allow the gases to escape thus avoiding excessive pressure build-up. Otherwise, the battery is completely sealed and is, therefore, maintenance-free, leak proof and usable in any position.

Battery Construction

Component	Positive plate	Negative plate	Container	Cover	Safety valve	Terminal	Separator	Electrolyte
Raw material	Lead dioxide	Lead	ABS	ABS	Rubber	Copper	Fiberglass	Sulfuric acid

General Feature

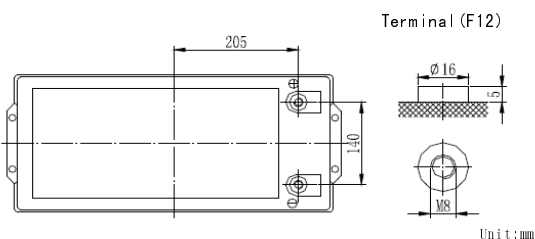
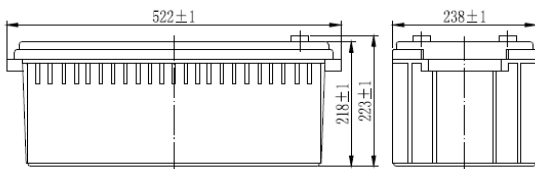
- Absorbent Glass Mat(AGM) technology for efficient gas recombination of up to 99% and freedom from electrolyte maintenance or water adding.
- Not restricted for air transport-complies with IATA/ICAO Special Provision A67.
- UL-recognized component.
- Can be mounted in any orientation.
- Computer designed lead, calcium tin alloy grid for high power density.
- Long service life, float or cyclic applications.
- Maintenance-free operation.
- Low self discharge.

Performance Characteristics

Capacity 77°F(25°C)	20 hour rate (10.2A、10.8V)	204Ah
	10 hour rate (20A、10.8V)	200Ah
	5 hour rate (35A、10.5V)	175Ah
	1 hour rate (125A、9.6V)	125Ah
Internal Resistance	Full charged Battery77°F(25°C): 4mΩ	
Capacity affected by Temperature (20 hour rate)	104° F(40°C)	102%
	77° F(25°C)	100%
	32° F(10°C)	85%
	5° F(-15°C)	65%
Self-Discharge 68°F(20°C)	Capacity after 3 month storage	90%
	Capacity after 6 month storage	80%
	Capacity after 12month storage	60%
Max. discharge current77°F(25°C): 1000A(5S)		
Charge (Constant Voltage)	Float: 13.6~13.8 V/77° F(25°C)	
	Cycle:14.4~14.7 V/77°F(25°C) Max. Current: 50A	

SPECIFICATION

- Nominal voltage 12V
- Number of cell 6
- Length(mm/inch) 522/20.55
- Width(mm/inch) 238/9.37
- Height(mm/inch) 218/8.58
- Total Height(mm/inch) 222/8.74
- Approx. Weight(kg/lbs) 60/132.2



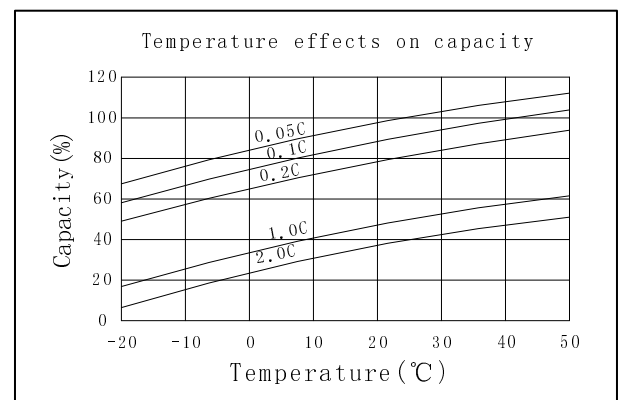
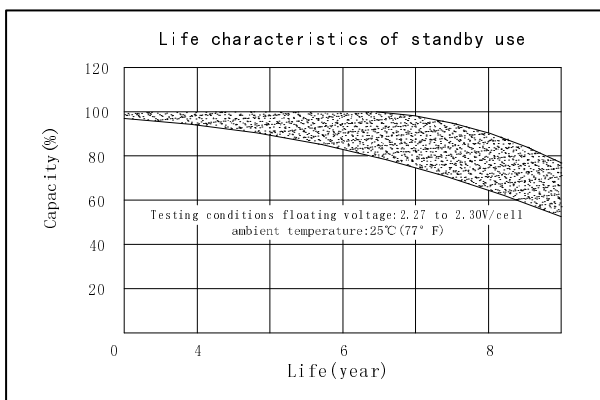
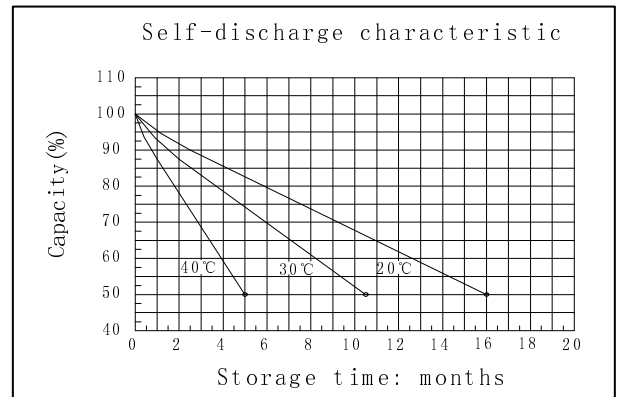
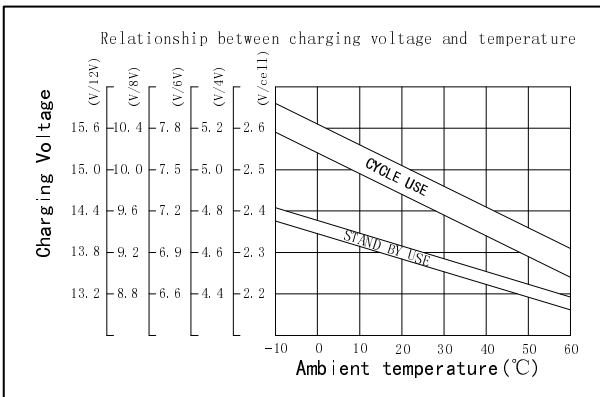
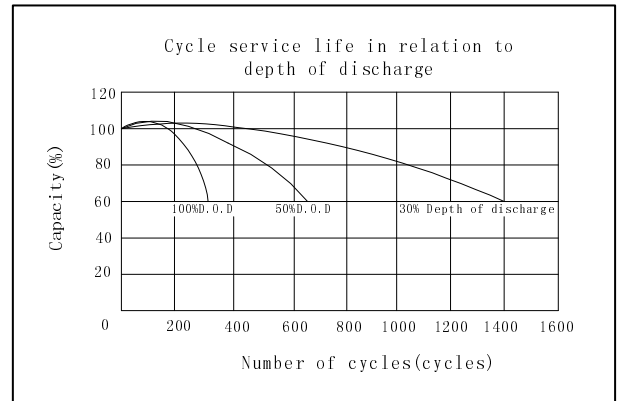
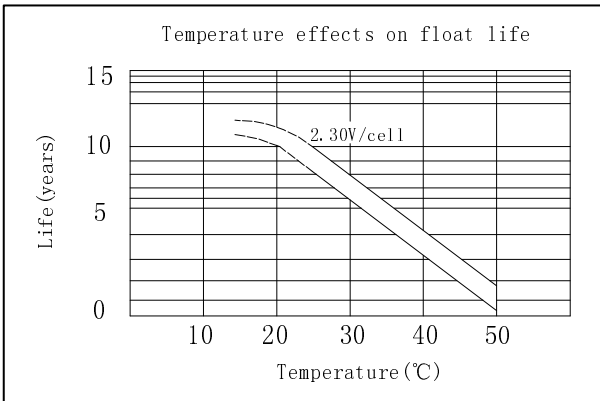
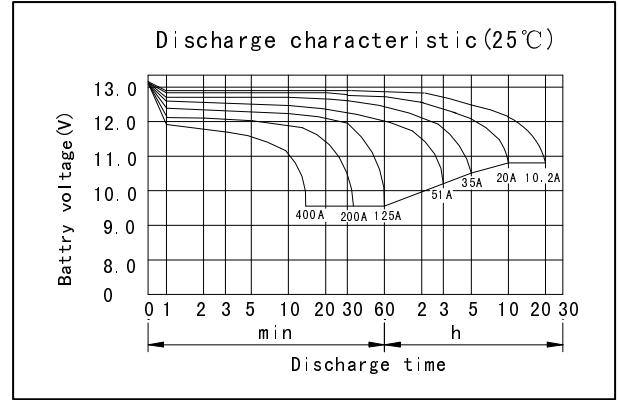
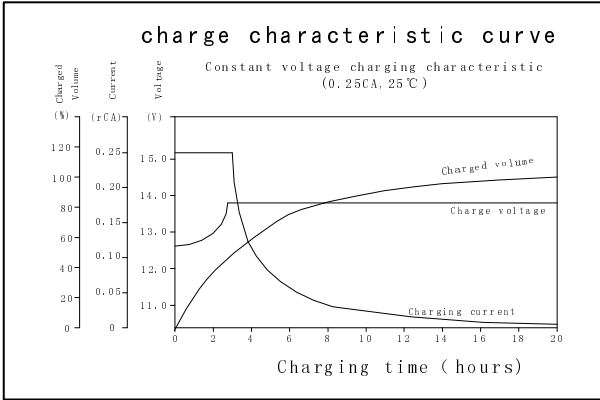
Discharge Constant Current (Amperes at 77° F25 °C)

End Point Volts/Cell	5min	10min	15min	30min	1h	3h	5h	10h	20h
1.60V		418	340	204	125	52.0	36.6	20.7	10.5
1.65V		393	321	196	123	51.6	36.2	20.6	10.4
1.70V		370	300	189	121	51.0	35.7	20.5	10.4
1.75V		345	280	182	119	50.0	35.0	20.3	10.3
1.80V		318	260	175	117	48.8	34.3	20.0	10.2

Discharge Constant Power (watts at 77° F 25 °C)

End Point Volts/Cell	5min	10min	15min	30min	45min	1h	2h	3h	5h
1.60V		730	590	386	276	255	138	98.8	71.3
1.65V		694	570	370	270	250	136	97.5	70.8
1.70V		658	552	356	264	245	133	96.2	70.2
1.75V		618	533	342	259	240	130	94.8	69.7
1.80V		588	502	328	254	235	127	93.8	69.1

(Note)The above characteristics data are average values obtained Within three charge/discharge cycles not the minimum values.



OREMA POWER CO., LTD

Add: Datang Industry Park Xinfeng Ganzhou City, Jiangxi Province, China

TEL: +86-0797-2299669 +86-0797- 2299553

FAX: +86-0797-2299553



www.oremabattery.com